


Draw pictograms (2, 5 and 10)


I Here is some fruit.



a) Complete the tally chart.

Fruit	Tally	Total
Apples		
Oranges		
Bananas		

b)



I will use a circle for each piece of fruit.


Draw Dora's pictogram.

Key

● = 1 piece of fruit

Fruit	
Apples	
Oranges	
Bananas	

c)



I will use a circle for every 2 pieces of fruit.

Draw Tommy's pictogram.

Key

● = 2 pieces of fruit

Fruit	
Apples	
Oranges	
Bananas	


d) Whose pictogram do you prefer? Why?

- 2 Class 2 vote for whether they would like to play tennis, football or netball.


The tally chart shows the votes.

Sport	Tally	Total
Tennis		5
Football		20
Netball		10


- a) Complete the pictogram.

Sport	
Tennis	
Football	
Netball	

Key

 = 5 votes

- b) Complete the pictogram.

Sport	
Tennis	
Football	
Netball	

Key

 = 10 votes

- 3 The tally chart shows the weather for 55 days.

Weather	Tally
Sun	
Cloud	
Rain	

- a) Draw a pictogram to show this information
Choose your own key.

Weather	

Key

- b) Compare pictograms with a partner.
What is the same? What is different?