


Worksheet 1


Comparing Height and Length

1 Circle the correct answer.


(a) Who is taller?



(b) Which is shorter?




(c) Which is longer?



2 Compare using taller, longer or shorter.


(a)



The house is than the building.

The building is than the house.

(b)



The pen is than the pencil.


(c)



The spoon is than the fork.

3 Draw

(a) a shorter fish,



(b) a taller animal,



(c) another key that is as long as the key below.



Worksheet 2

Measuring Length Using Things


- 1 Colour the number of blocks that are about the same length as the object.
Write the missing numbers.

Example



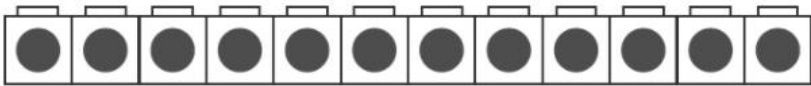
The toothpick is about 3 blocks long.

(a)



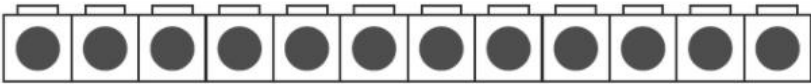

The spring is about blocks long.

(b)



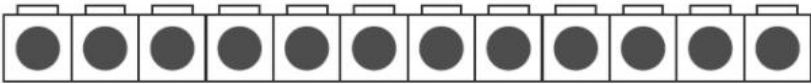
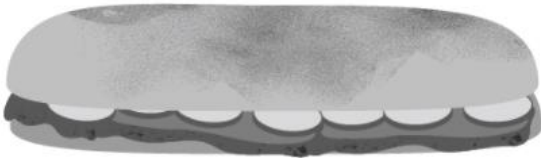
The ribbon is about blocks long.

(c)



The stapler is about blocks long.

(d)



The sandwich is about blocks long.

2 Write the missing numbers.

1  shows 1 unit.

(a)



The comb is about  long.

The length of the comb is about units.

(b)



The spoon is about  long.

The length of the spoon is about units.

(c)



The plaster is about  long.

The length of the plaster is about units.


3 Look at the pictures.
Write the missing numbers.

(a)



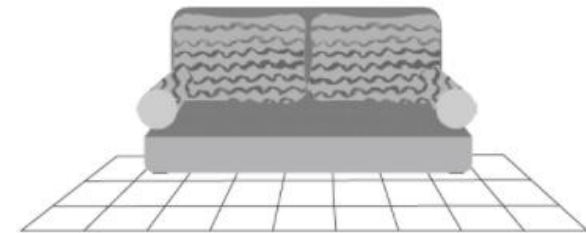
The toy dinosaur is about toy houses tall.

(b)



The train is about cars long.

(c)



The sofa is about floor tiles long.