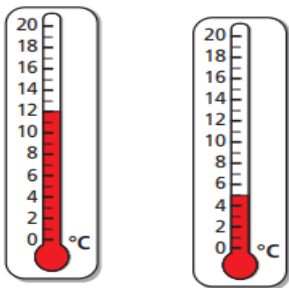
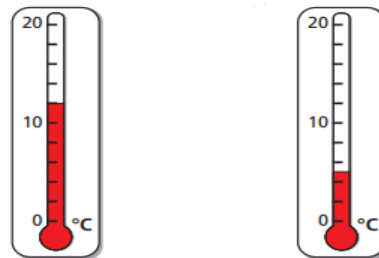


Do What temperature do these show?

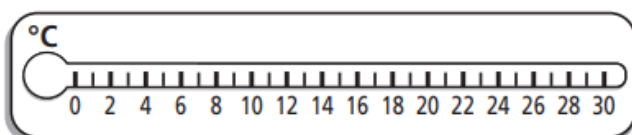


Do What temperature do these show?



Do

Draw an arrow to each temperature on the thermometer.



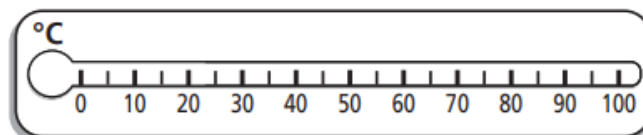
10°

17°

29°

Do

Draw an arrow to each temperature on the thermometer.

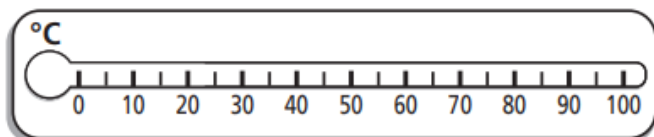


85°C

60°C

35°C

Do How would you label 99°?



Do

Put these temperatures in order from coldest to hottest.

26°C

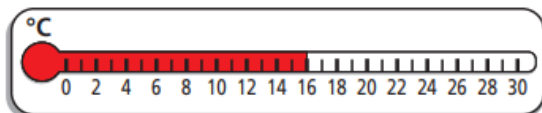
43°C

19°C

7°C

Do

The thermometer shows the temperature in London.



The temperature rises by 5 degrees.

Draw a line on the thermometer to show the new temperature.

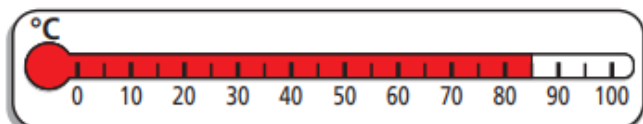
The table shows the temperature in some cities around the world on 1 June.

New York	Paris	Dubai	Sydney
18°C	2°C	43°C	27°C

- Which city is the hottest?
- Which city is the coldest?
- How many degrees colder is it in New York than in Sydney?

Think

Show me what the temperature would be if it got colder by 10°.



Think

True or false. This shows 50°.

