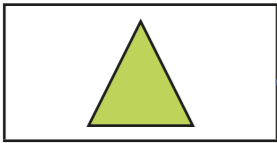
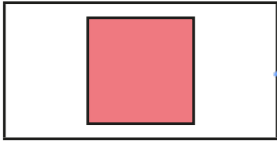
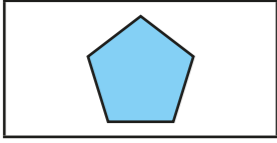
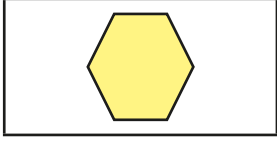



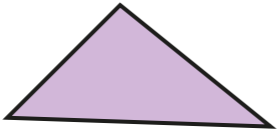
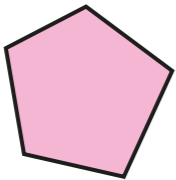
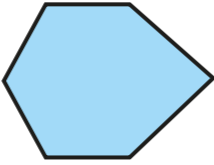
Recognise and describe 2D shapes

1 Match the shapes to the labels.



				square
				pentagon
				triangle
				hexagon

2 Use the words to label the shapes.

- rectangle hexagon circle triangle pentagon



a)  _____ <u>circle</u>	c)  _____ <u>triangle</u>
b)  _____ <u>pentagon</u>	d)  _____ <u>hexagon</u>

3 Dora and Ron each have a shape.

a)  My shape has three sides, so it is a triangle. 

Why is Dora incorrect?

A triangle has three straight sides. This shape has two straight sides and one curved.

b)  My shape is a house. 

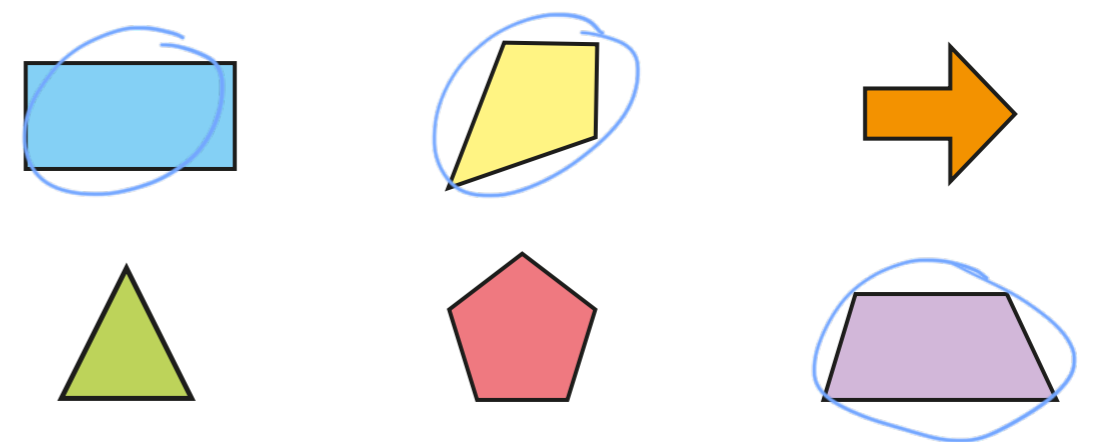
Why might Ron think that? Talk to a partner.

What is the mathematical name for Ron's shape?


pentagon

4 Here are some shapes.

a) Circle all the quadrilaterals.



b) Draw three more quadrilaterals.



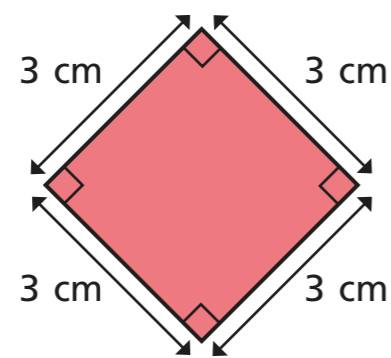
What do you notice about all the shapes you have drawn?

c) Is this shape a square?

Circle your answer.

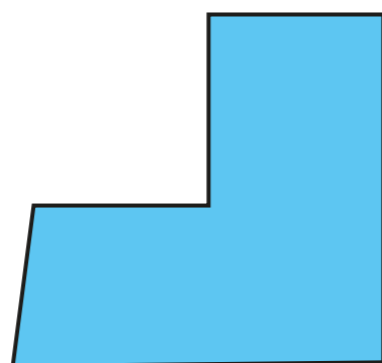
yes

no



Compare answers with a partner.

5 This shape is a hexagon.

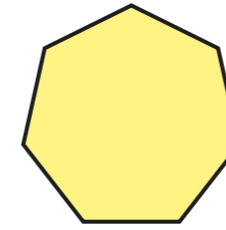


Why is it a hexagon?

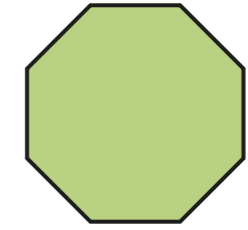
It has 6 sides.



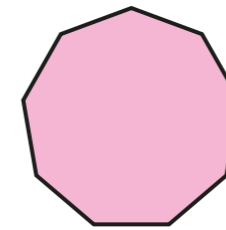
6 What is the name of each shape?



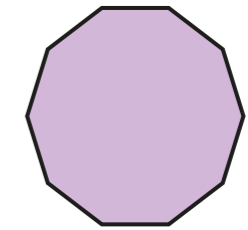
heptagon



octagon



nonagon



decagon

How do you know? Talk about it with a partner.

7 Each shape has at least one pair of parallel sides.
Draw on the shapes to show the parallel sides.

